

Monster High doll's shoes and wedge soles



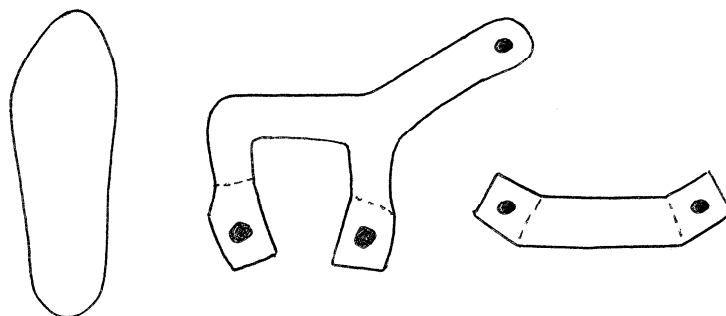
Two pairs of Monster High shoes, wedge soles for regular MH dolls, and wedge soles for Nefera

This document was made for printing on A4 size paper, but you should get correct result on Letter size paper also, if you do not resize the pages during printing (there should be a resize option somewhere in the Print dialog, make sure it is not selected).

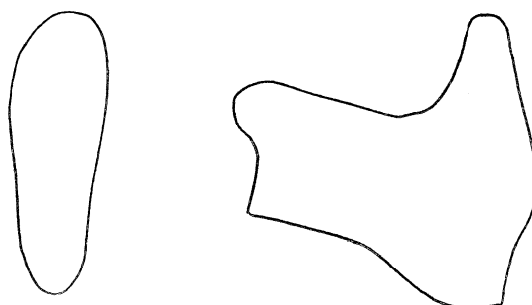
Instructions are not included, but you can find those in the related blog posts and the links to those are provided. You can also vary materials to make different kinds of shoes.

Patterns

<http://fashiondollshoes.blogspot.fi/2012/09/transparent-plastic.html>

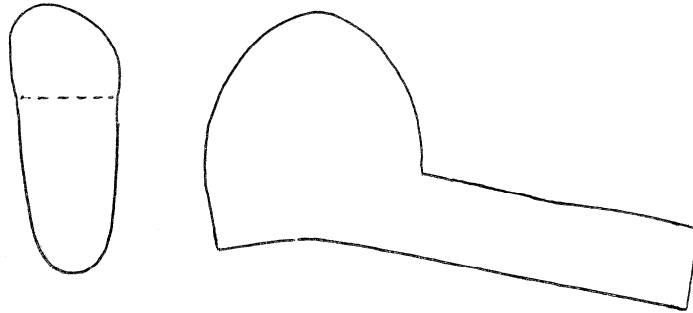


<http://fashiondollshoes.blogspot.fi/2012/09/copying-real-life-design.html>



In the following patterns, the strip going around the toe part has some extra length just to be sure. Trim that as the last stage of assembly.

<http://fashiondollshoes.blogspot.fi/2012/09/plastic-castings.html>



<http://fashiondollshoes.blogspot.fi/2012/09/wedge-soles-using-polymer-clay.html>

(See also the blog post above and <http://fashiondollshoes.blogspot.fi/2012/09/more-experiments-with-polymer-clay.html> for other uses of this pattern.)

